



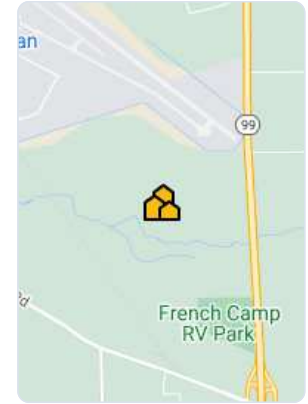
San Joaquin County, California

Market Trends

Property Type: Single Family

January 2024

Market Type



Key Details

Months of Inventory 1.29 ↓ 14% MoM	List to Sold Price % 99.5% ↑ 0.39% MoM	Median Days in RPR 28 ↑ 33.33% MoM	Median Sold Price \$515,000 ↓ 4.63% MoM
---	---	---	--

Realtors Property Resource®, LLC

Source: Listings

Median Estimated Property Value

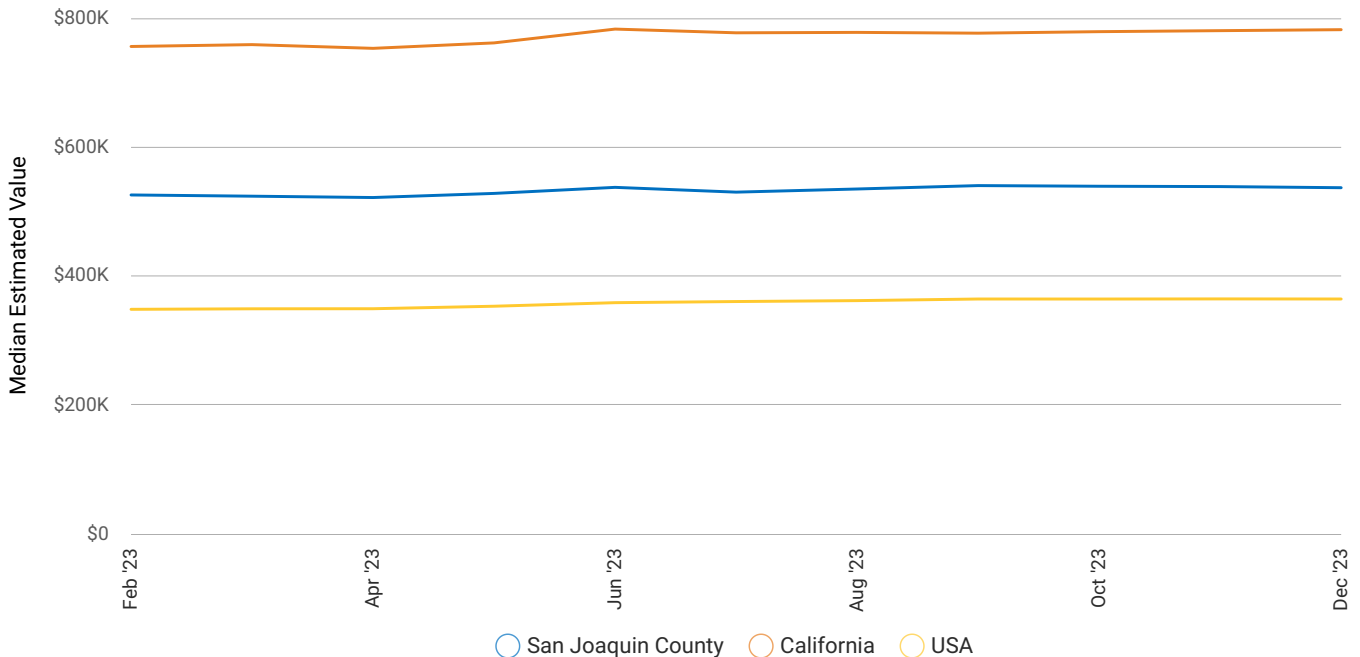
January 2024

Property Type: Single Family

Median Estimated Value
\$536,860

Last Month Change
-0.3%

12 Month Change
+1.6%



Realtors Property Resource®, LLC

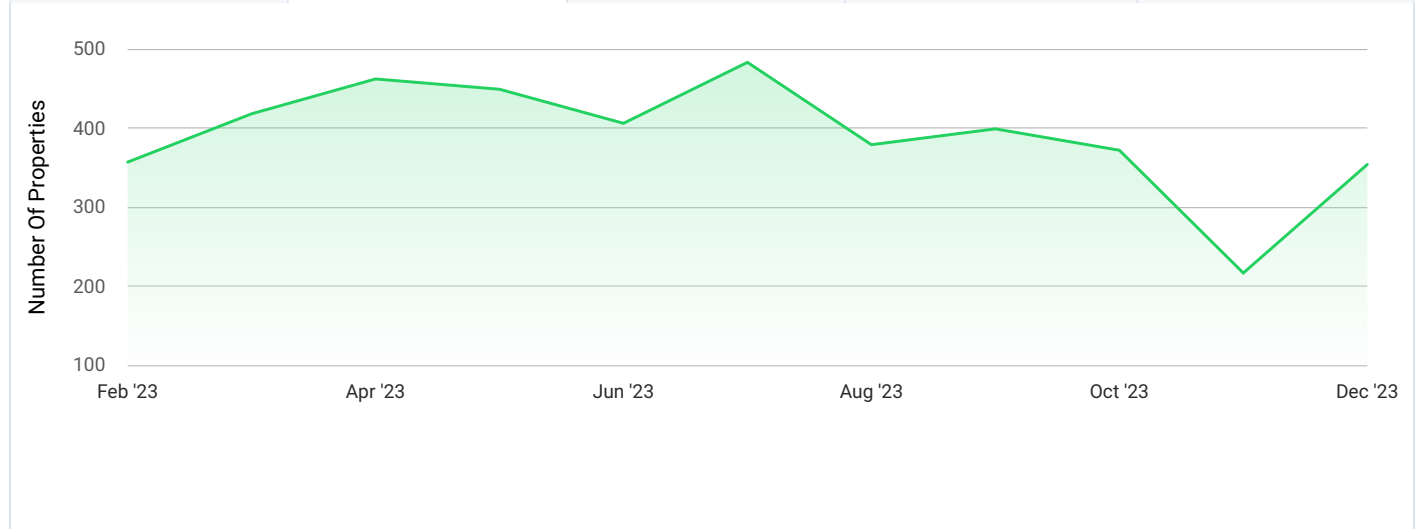
Source: Public Records and Listings

New Listings

January 2024

Property Type: Single Family

Median List Price \$536,000 ↓ 0.9% MoM	# of Properties 354 ↑ 63.1% MoM	Median \$/Sqft \$319 ↑ 5.6% MoM	Total \$ Volume \$217,849,475 ↑ 52% MoM	Median Living Area Sqft 1,739 ↓ 3.4% MoM
--	---	---	---	--



Realtors Property Resource®, LLC

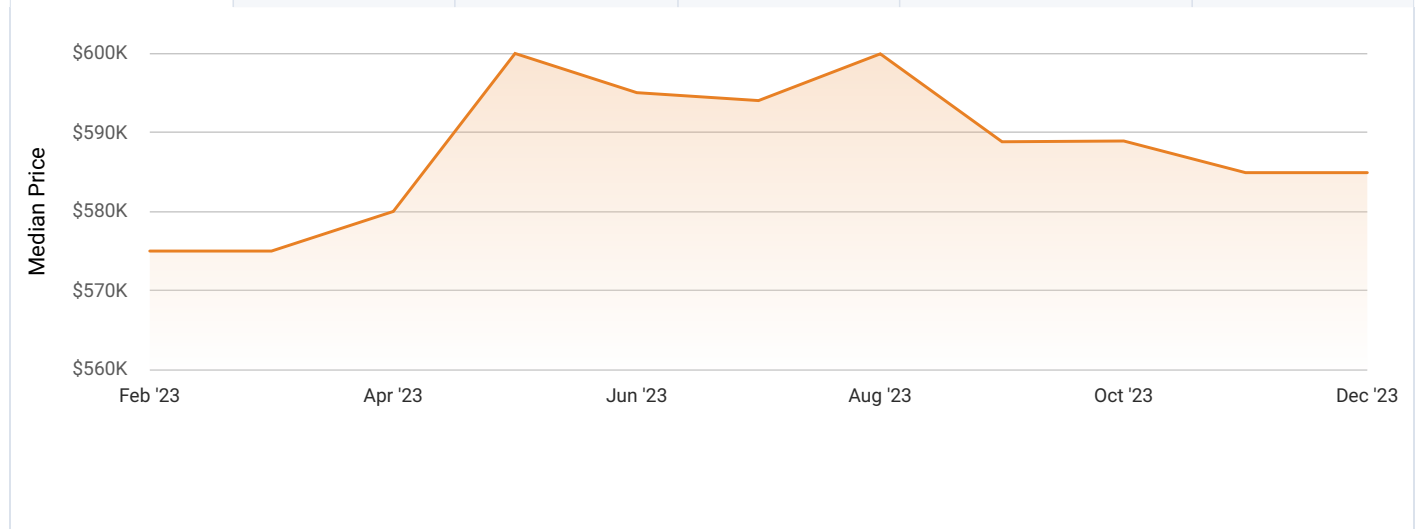
Source: Listings

Active Listings

January 2024

Property Type: Single Family

Median List Price \$584,900 ↓ 14.1% MoM	# of Properties 413 ↓ 14.1% MoM	Median Days in RPR 42 ↓ 17.6% MoM	Median \$/Sqft \$318 ↑ 5.6% MoM	Total \$ Volume \$302,718,844 ↓ 12% MoM	Median Living Area Sqft 1,885 ↓ 0.7% MoM
---	---	---	---	---	--



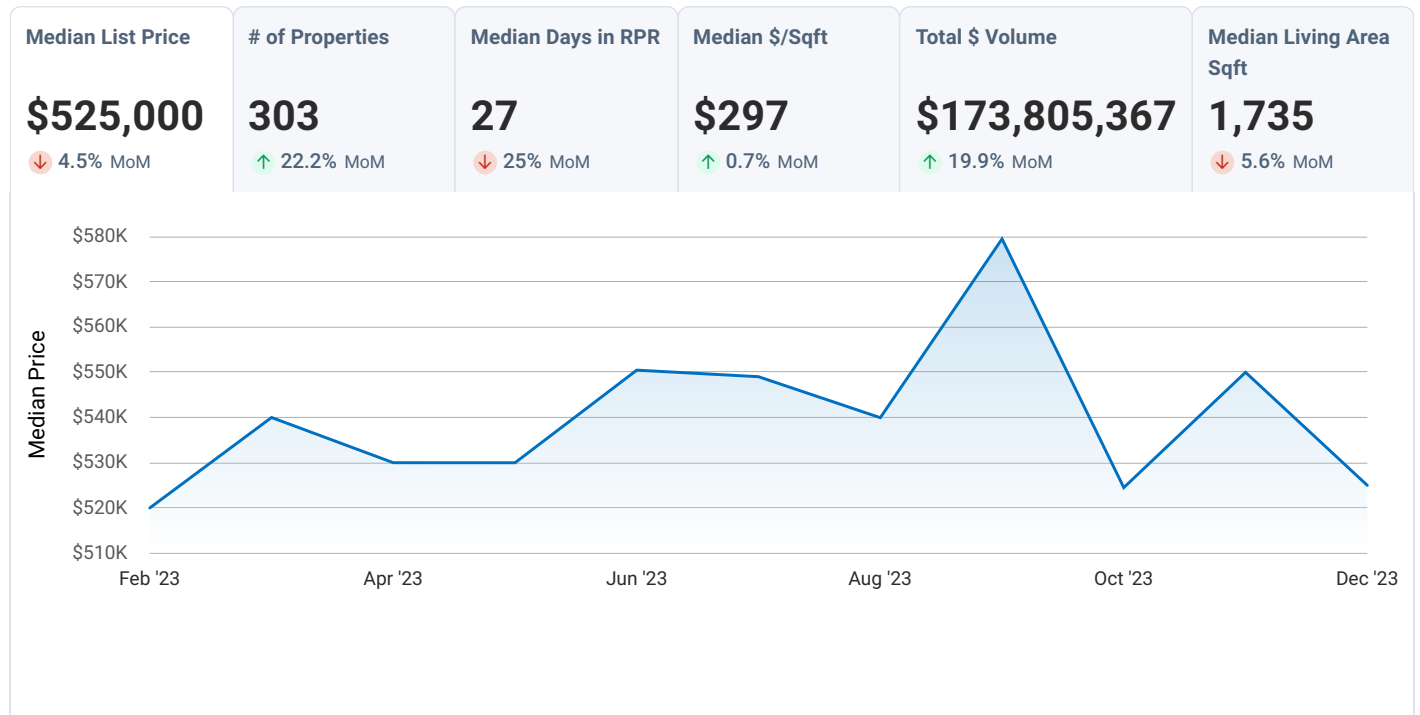
Realtors Property Resource®, LLC

Source: Listings

New Pending Listings

January 2024

Property Type: Single Family



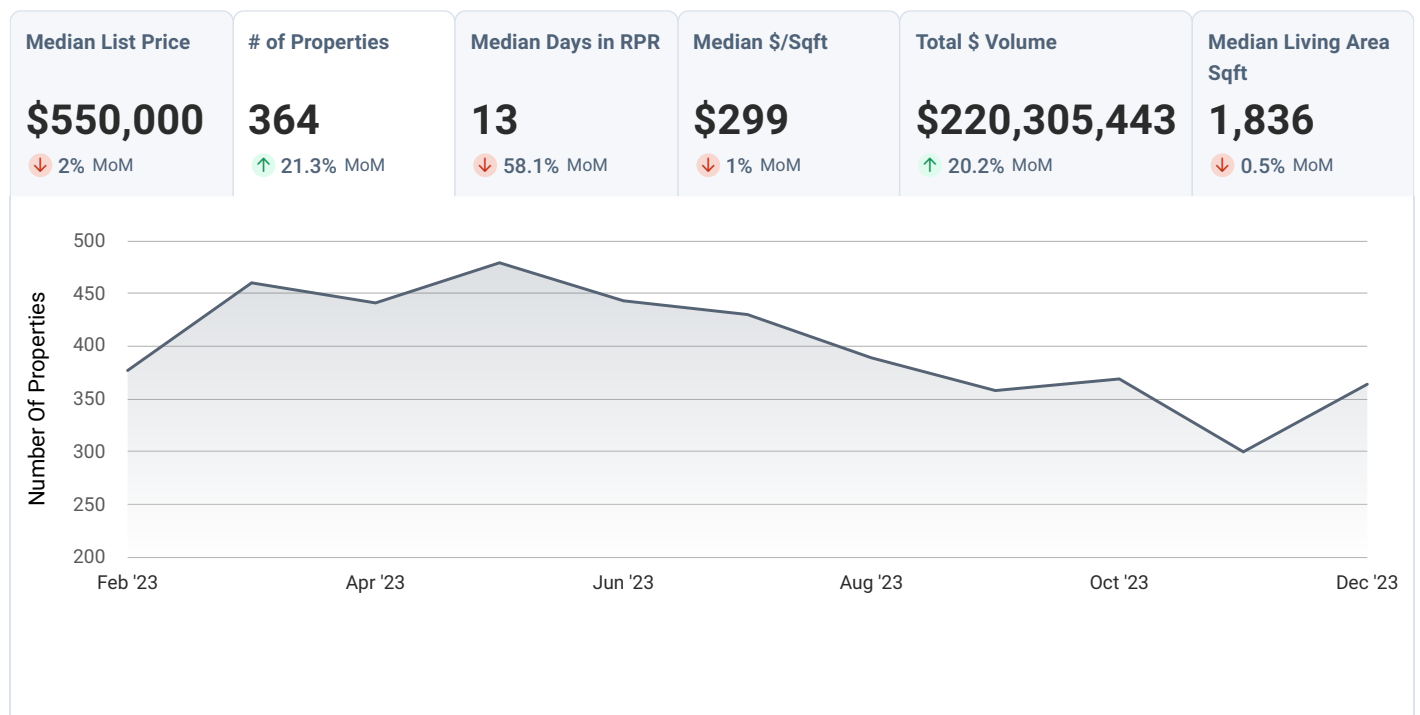
Realtors Property Resource®, LLC

Source: Listings

Pending Listings

January 2024

Property Type: Single Family



Realtors Property Resource®, LLC

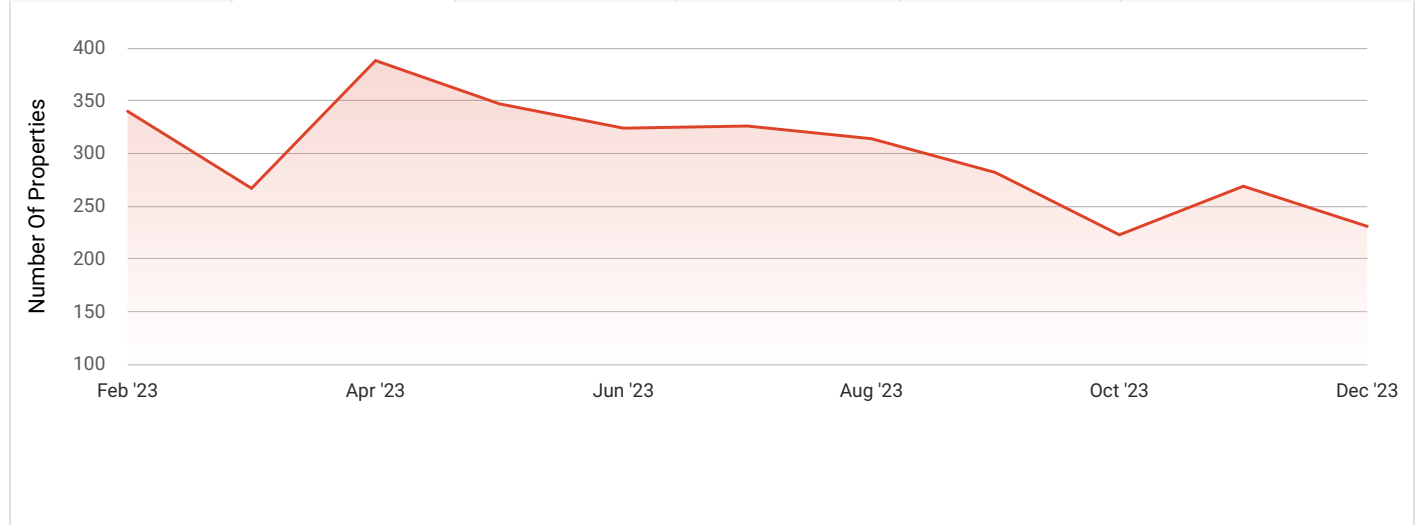
Source: Listings

Sold Listings

January 2024

Property Type: Single Family

Median Sold Price	# of Properties	Avg. List to Sale Price %	Median Days in RPR	Median \$/Sqft	Total \$ Volume
\$515,000	231	99.46%	28	\$300	\$128,363,869
↓ 4.6% MoM	↓ 14.1% MoM	↑ 0.4% MoM	↑ 33.3% MoM	↓ 1.6% MoM	↓ 20.8% MoM



Realtors Property Resource®, LLC

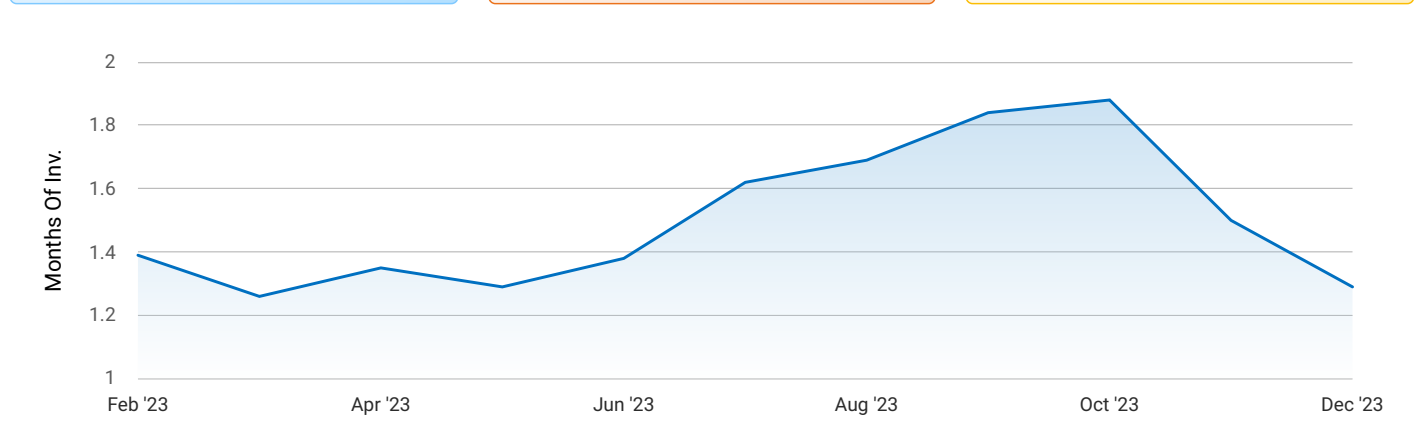
Source: Listings

Months Supply of Inventory

January 2024

Property Type: Single Family

Months Supply of Inventory 1.29	Last Month Change -14%	12 Month Change -25%
--	---	---------------------------------------



Realtors Property Resource®, LLC

Source: Listings

Sold Public Records

January 2024

Property Type: Single Family

Median Sold Price

\$530,000

↓ 3.6% MoM

of Properties

427

↓ 10.1% MoM

Median \$/Sqft

\$298

↑ 1% MoM

Median Living Area Sqft

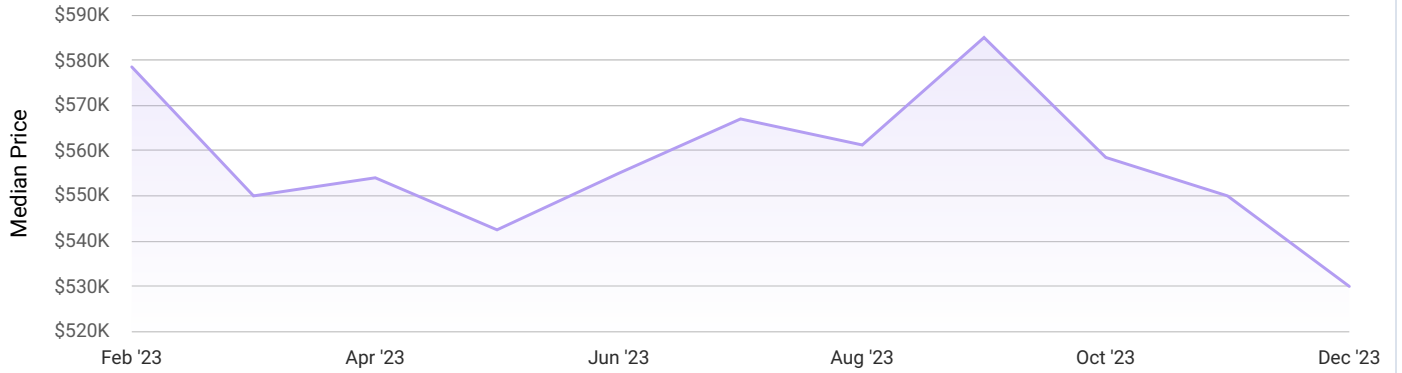
1,625

↓ 3% MoM

Total \$ Volume

\$248,753,502

↓ 14.8% MoM



Realtors Property Resource®, LLC

Source: Public Records